


## FCC Part15C&15E Test Setup Photo


Description: Front view of Conducted Emission Test Setup




Description: Back view of Conducted Emission Test Setup



Description: Radiated Emission Test Setup for 9kHz ~ 30MHz for Dipole Antenna 1#



Description: Radiated Emission Test Setup for 30MHz ~ 1GHz for Dipole Antenna 1#




Description: Radiated Emission Test Setup for 1GHz ~ 18GHz for Dipole Antenna 1#




Description: Radiated Emission Test Setup for 18GHz ~ 40GHz for Dipole Antenna 1#



Description: Radiated Emission Test Setup for 9kHz ~ 30MHz for Panel Antenna 1#



Description: Radiated Emission Test Setup for 30MHz ~ 1GHz for Panel Antenna 1#





Description: Radiated Emission Test Setup for 1GHz ~ 18GHz for Panel Antenna 1#




Description: Radiated Emission Test Setup for 18GHz ~ 40GHz for Panel Antenna 1#



Description: Radiated Emission Test Setup for 9kHz ~ 30MHz for Panel Antenna 2#



Description: Radiated Emission Test Setup for 30MHz ~ 1GHz for Panel Antenna 2#




Description: Radiated Emission Test Setup for 1GHz ~ 18GHz for Panel Antenna 2#




Description: Radiated Emission Test Setup for 18GHz ~ 40GHz for Panel Antenna 2#



Description: Radiated Emission Test Setup for 9kHz ~ 30MHz for Panel Antenna 3#



Description: Radiated Emission Test Setup for 30MHz ~ 1GHz for Panel Antenna 3#





Description: Radiated Emission Test Setup for 1GHz ~ 18GHz for Panel Antenna 3#



Description: Radiated Emission Test Setup for 18GHz ~ 40GHz for Panel Antenna 3#

